

SUMMER HOLIDAY ASSIGNMENT (2024-25)

CLASS – I



Dear parents,

Vacation is a welcome break!

Summer vacations are synonymous with fun, frolic, getting up late, playing for long hours and watching fun filled shows on television.

There is a lot more we can do to make these vacations more interesting.

GUIDELINES TO MAKE SUMMER BREAKS MORE FRUITFUL

- Play games like scrabble, chess, atlas and word building.
- Assign a permanent workplace and a work-time for your child. This encourages discipline.
- Inculcate good manners- four magic words: PLEASE, THANKYOU, EXCUSE ME, SORRY- use them and see the difference.
- Encourage the child to help around the housework and do small household jobs like dusting, watering the plants, laying dinner table etc.
- Guide the child to keep his room and things clean and well organised.
- Motivate your child to take up yoga and any other form of healthy activity.
- As much as possible, try to converse in English with your child.
- Encourage your child to read books and children magazines’.
- Parents are requested to just guide the children to complete the task on their own.

**Regards,
Class Teacher**



Dear Children

- **The homework has to be done separately subject wise beautifully.**
- **Enjoy the activities given. Do not rush to complete in one go.**

ENGLISH

- Write five words of each letter in a separate English notebook.
- Do page no. 3 to 15 in Cursive Writing Book.
- Make a chart on a/an and Naming words. (use A3 size sheet)
- Revise the syllabus of Periodic Assessment - 1.

हिंदी

- प्रतिदिन एक सुलेख (सुलेखन पुस्तिका) में लिखिए।
- 'आ' व 'इ' की मात्रा वाले शब्द (ए-4 शीट) में चित्र सहित बनाकर उनका उच्चारण व बोलने का प्रयास कीजिए।
- पाठ - 4 'ई' की मात्रा के शब्दों को पढ़ने का प्रयास कीजिए।
- पाँच फलों व पाँच सब्जियों के चित्र चार्ट पेपर में बनाकर उसमें रंग भरिए।
- पठन और लेखन कार्य का अभ्यास कीजिए।
- आवधिक मूल्यांकन-1 के पाठ्यक्रम को याद कीजिए।

MATHEMATICS

- Learn and write tables of 2 and 3 (two times).
- Learn and write counting (1 to 100) and number names (1 - 20).
- Make a beautiful model of Abacus.
- Make a chart of tables 4 & 5 using material like: Bindi, Beads etc..
- Revise the syllabus of Periodic Assessment - 1

ENVIRONMENTAL STUDIES

- Learn spellings of 'Our Body Organs' and 'Our Sense Organs'.
- Make a chart on your sense organs and their functions. Use attractive pictures (use A-3 size sheet).

DRAWING

- Make 3 finger puppets with help of origami sheet.
- Make any 2 beautiful 'Cartoon Pictures' like: Chota Bheem, Doraemon etc...
- Make beautiful 'Flower Pot' using waste materials.
- Make 'Rainy season' craft using waste materials in drawing file.

NAME: _____

ENGLISH WORKSHEET 1

CLASS-I

Q. Write 'A' or 'An':



orange



cow



book



fish



cat



rabbit



apple



umbrella



ice cream



monkey

hat



igloo



ink



duck



ear



bag



egg



ruler



banana

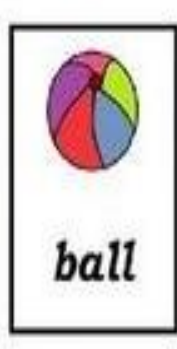





nest



NAME: _____

Q. See the pictures and write down the naming words in the correct box:



Name of animals	Name of things	Name of persons	Name of places

नाम- _____

हिंदी कार्य पत्रिका -1


कक्षा - प्रथम

प्रश्न1. चित्र देखकर नाम लिखिए ।

क)



ख)



ग)



प्रश्न2. 'आ' की मात्रा के शब्द लिखिए ।

क) _____ ख) _____ ग) _____

घ) _____ ङ) _____ च) _____

प्रश्न3. किन्ही पाँच सब्जियों के नाम लिखिए ।

क) _____

ख) _____

ग) _____

घ) _____

ङ) _____

नाम- _____

हिंदी कार्य पत्रिका -2

कक्षा - प्रथम

प्रश्न1. अक्षर जोड़कर शब्द लिखिए ।

क) रा + जा = _____

ख) इ + ना + म = _____

ग) म + ट + का = _____

घ) ब + छी + या = _____

ङ) चि +ड़ि + या = _____

प्रश्न2. आम का चित्र बनाकर उस पर चार पंक्तियाँ लीखिए ।

Q1. Circle the smallest number.

a) 4 8 10

b) 19 16 18

Q2. Write what comes just before, after and in between:

a) 16 _____

d) _____ 12

b) 19 _____

e) 8 _____ 10

c) _____ 5

f) 14 _____ 16

Q3. Write the number names.

a) 11 _____

b) 5 _____

c) 19 _____

d) 20 _____

Q4. Dodging tables:-

a) $2 \times 5 = \square$

b) $3 \times 5 = \square$

c) $3 \times 7 = \square$

d) $2 \times 8 = \square$

Q1. Add and write.

a)
$$\begin{array}{r} 4 \\ + 4 \\ \hline \end{array}$$

b)
$$\begin{array}{r} 5 \\ + 2 \\ \hline \end{array}$$

c)
$$\begin{array}{r} 2 \\ + 0 \\ \hline \end{array}$$

d)
$$\begin{array}{r} 8 \\ + 1 \\ \hline \end{array}$$

Q2. Circle all the pairs of numbers that up to 10.



2	9	8	2	2
6	6	7	6	4
2	3	4	3	7
8	2	5	3	2
0	9	1	5	2



NAME: _____

EVS WORKSHEET 1

CLASS-I

Q1. Write the number of body parts for the following:

Head _____ Eyes _____

Hands _____ Ears _____

Legs _____ Fingers _____

Mouth _____ Nose _____

Toes _____ Tongue _____

Q2. Rewrite the names of following body parts:

Shoulder _____

Stomach _____

Wrist _____

Ankle _____

Elbow _____

Forehead _____

Eyebrow _____

Thigh _____

NAME: _____

EVS WORKSHEET 2

CLASS-I

Q1. Circle the activity done by our hands.



Q2. Circle the activity done by our legs.



Q3. Circle the activity done by our hands and legs together.

