



# Holiday Assignment

Class - 1

**S** **U** **N** **N** **M** **E** **R**

## **MUST DO :-**

- Eat healthy food and drink lots of water & juices.
- Read every day, Watch less of T.V.
- Revise the previous (done) work.

## **Instructions for kids:-**

- Do your homework neatly and by your own.
- Learn and revise all the work done in the class.
- Make your own time table for summer vacations and get it laminated.

**For example:-**

### **Activity Time**

**8:00 am - 8:30 am Wake up, Brush teeth, Take bath**

**8:30 am - 11:30 am Complete Holidays homework**

- Before going to bed at night, plan your tasks for the next day and pen down them in small diary. You can write at least 2-3 lines about what did you do the whole day and what you will do the next day.
- Prepare a folder, decorate it and bring your all holidays' activities in it.
- Kindly follow the instructions mentioned by the teacher.
- Practice English and Hindi handwriting.
- Revise all the work that is done till now in each and every subject.

## Guidelines for the parents:

- Spend some quality time with your kids. Have at least one meal with them. Play at least one indoor or outdoor game with them. Take them to the park and share your childhood experiences with them.
- Encourage your child to go outdoors rather than sitting in front of electronic gadgets all day.
- Encourage your child to cultivate the reading habit. Get some story books of their choice to read.
- Involve your child in some household chores like laying the table, watering plants, washing their own plates, cleaning their cupboards etc...such type of activities give them first hand experience to become more confident and responsible.
- Encourage your child to do their homework on their own but....under your guidance.

Have a great  
  
Vacation!

## **ENGLISH**

- Draw your favourite animal/ toy and write 5 lines about it. (A3 Size sheet)
- Enhance your English speaking skill during these holidays. For this purpose learn one new word daily and use it on your day to day life.
- Explore new ideas to be creative! Let's be creative in this summer to avoid boredom: Make a chart on one of the following topics. Use your own creative way to present it attractively: (Articles – A/An, Naming Words or Opposite Words).

## **हिंदी**

- श्रुतलेख के शब्द जो 'अ, आ, इ, ई' की मात्रा से संबन्धित हो 20 शब्द हिन्दी की कॉपी में अभ्यास कीजिए।
- 'मेरा विद्यालय' का चित्र (ए- 4 शीट) पर बनाइए तथा उस पर पाँच पंक्तियाँ लिखिए।
- विभिन्न प्रकार की सब्जियों के नाम लिखकर तथा उनके चित्र चार्ट पेपर में चिपकाएँ।

## **MATHEMATICS**

- Make a collage of more/less and odd one out objects in A-3 size sheet.
- Make different types of shape like circle, triangle etc... with Ice-cream sticks, bangle and cardboard.
- Make flashcards of numbers from 0 to 20.

## **ENVIRONMENTAL STUDIES**

- Make a beautiful chart of 'Family Tree'.

## **DRAWING**

- Make a beautiful 'wall hanging' using waste materials.

# English Worksheet – 1

Name - \_\_\_\_\_ CLASS – I

Circle the missing vowel and consonant of the word:



>

x

h

n

---



>

a

e

i

---



>

o

a

u

---



>

f

j

l

---



>

i


e

o

# English Worksheet – 2

Name - \_\_\_\_\_ CLASS – I

✚ See the pictures and write down the naming words in the correct box:




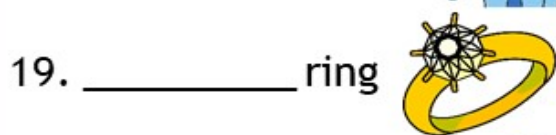
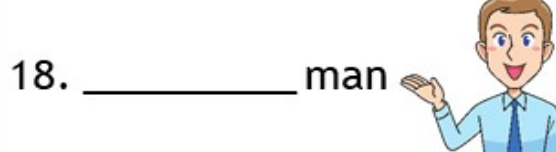
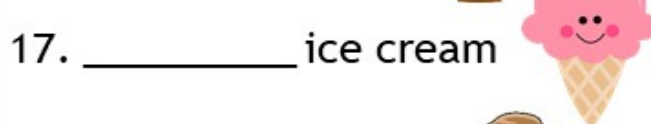
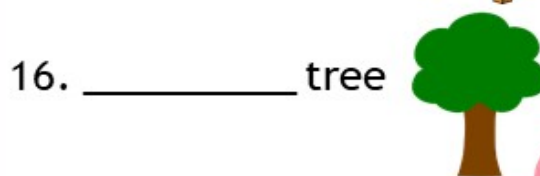
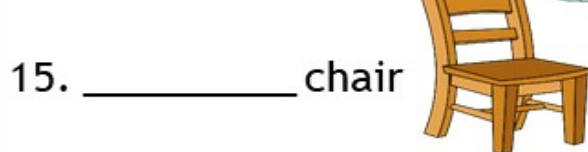
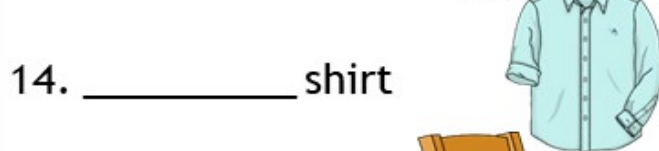
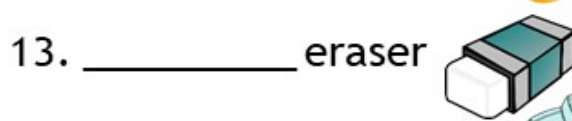
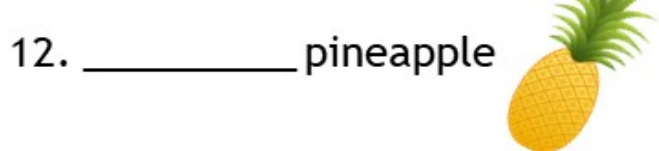
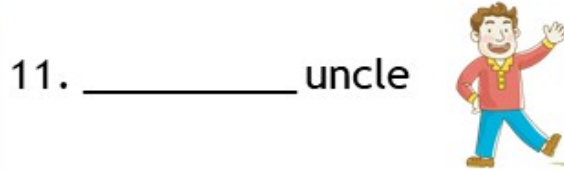
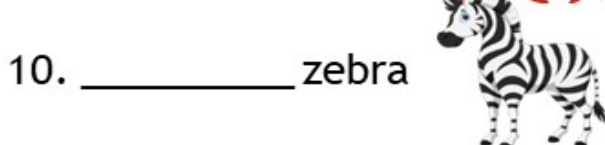
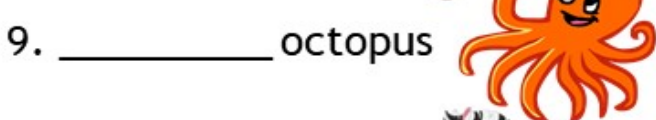
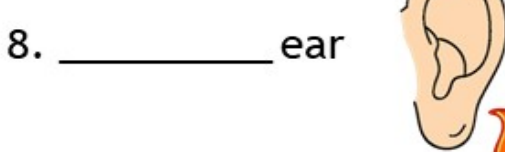
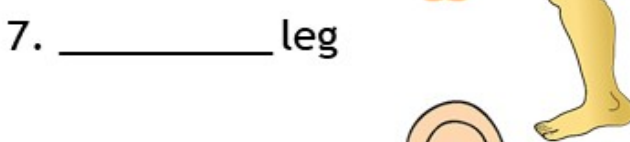
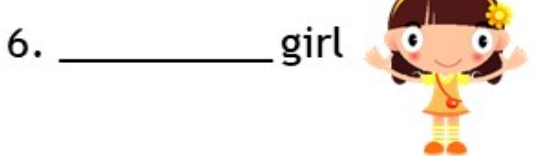
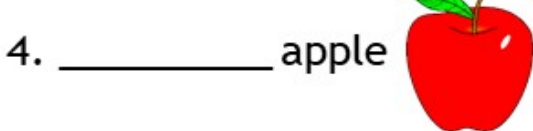
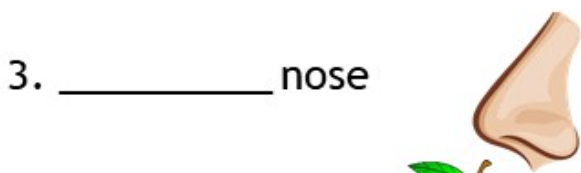
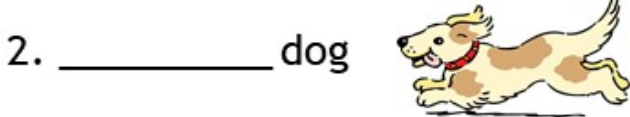
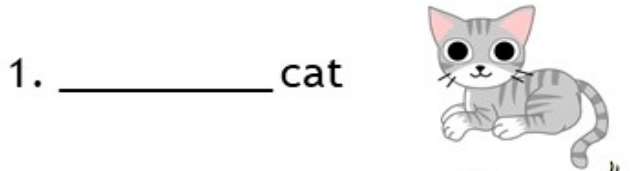
Name of animals	Name of things	Name of persons	Name of places

# English Worksheet – 3

Name - \_\_\_\_\_ CLASS – I

## ARTICLES

Fill in the blanks with suitable article - a/an



English Worksheet – 4

Name - \_\_\_\_\_

CLASS – I



What is your name? My name is: \_\_\_\_\_

Where do you live? I live in \_\_\_\_\_

How old are you? I am \_\_\_\_\_ years old

What are you? I am a



The name of my school is \_\_\_\_\_

What grade are you in? I am in \_\_\_\_\_

# हिंदी कार्य पत्रिका - 1

नाम- \_\_\_\_\_

कक्षा - प्रथम

प्रश्न1. चित्र देखकर नाम लिखिए ।

क)



\_\_\_\_\_

ख)



\_\_\_\_\_

ग)



\_\_\_\_\_

प्रश्न2. 'ई' की मात्रा के शब्द लिखिए ।

क)

\_\_\_\_\_

ख)

\_\_\_\_\_

ग)

\_\_\_\_\_

घ)

\_\_\_\_\_

ङ)

\_\_\_\_\_

च)

\_\_\_\_\_

प्रश्न3. फलों के नाम लिखिए ।

क)

\_\_\_\_\_

ख)

\_\_\_\_\_

ग)

\_\_\_\_\_

घ)

\_\_\_\_\_

ङ)

\_\_\_\_\_

च)

\_\_\_\_\_



## हिंदी कार्य पत्रिका - 2

नाम- \_\_\_\_\_

कक्षा - प्रथम

### प्रश्न1. अक्षर जोड़कर शब्द लिखिए ।

क) रा + जा = \_\_\_\_\_

ख) इ + ना + म = \_\_\_\_\_

ग) म + ट + का = \_\_\_\_\_

घ) ब + छी + या = \_\_\_\_\_

ङ) चि + ङि + या = \_\_\_\_\_

च) पा + नी = \_\_\_\_\_

### प्रश्न2. शब्द को सही क्रम में करके सही नाम पर (✓) का चिह्न लगाओ ।

क) जारा तकिया  राजा  चिड़िया

ख) ताकीब किताब  टिकट  डलिया

ग) ताछा गाजर  घर  छाता

घ) लातब किताब  तबला  सड़क

ङ) लीमछ मछली  पानी  रानी

## हिंदी कार्य पत्रिका - 3

नाम- \_\_\_\_\_

कक्षा - प्रथम

प्रश्न1. रंगों के नाम लिखिए ।


क) \_\_\_\_\_ ख) \_\_\_\_\_

घ) \_\_\_\_\_ ङ) \_\_\_\_\_

च) \_\_\_\_\_ छ) \_\_\_\_\_

ज) \_\_\_\_\_ झ) \_\_\_\_\_

प्रश्न2. टमाटर का चित्र बनाकर वाक्य लिखिए ।



क) \_\_\_\_\_

ख) \_\_\_\_\_

ग) \_\_\_\_\_

घ) \_\_\_\_\_

# हिंदी कार्य पत्रिका - 4

नाम- \_\_\_\_\_

कक्षा - प्रथम

प्रश्न1. चित्र देखकर वाक्य पूरे कीजिए ।

क) माला \_\_\_\_\_ का हलवा बना ।



ख) मकान पर \_\_\_\_\_ लगा ।



ग) राम \_\_\_\_\_ पढ़ ।



घ) कमला \_\_\_\_\_ बजा ।




ङ) पानी में \_\_\_\_\_ रहती है ।



प्रश्न2. चित्रों को उनके नामों से मिलाइए ।



पहिया




अनार



मछली

साइकिल



हाथी



## MATHS Worksheet – 1

Name - \_\_\_\_\_ CLASS – I

### Q1. Circle the greatest number-

a) 4 8 10

b) 19 16 18

### Q2. Write the number that comes just before, after and in between .

a) 16 \_\_\_\_\_

b) 19 \_\_\_\_\_

c) \_\_\_\_\_ 5

d) \_\_\_\_\_ 12

e) 8 \_\_\_\_\_ 10

f) 14 \_\_\_\_\_ 16

### Q3. Write the number names-

a) 11 \_\_\_\_\_

b) 5 \_\_\_\_\_

c) 19 \_\_\_\_\_

d) 20 \_\_\_\_\_

e) 10 \_\_\_\_\_

f) 8 \_\_\_\_\_

### Q4. Dodging tables-

a)  $2 \times 5 =$

b)  $3 \times 5 =$

c)  $3 \times 7 =$

d)  $2 \times 8 =$

e)  $2 \times 9 =$

f)  $3 \times 3 =$

# MATHS Worksheet – 2

Name - \_\_\_\_\_

CLASS – I

## Q1. Add and write.

a) 
$$\begin{array}{r} 4 \\ + 4 \\ \hline \end{array}$$

b) 
$$\begin{array}{r} 5 \\ + 2 \\ \hline \end{array}$$

c) 
$$\begin{array}{r} 2 \\ + 0 \\ \hline \end{array}$$

e) 
$$\begin{array}{r} 8 \\ + 1 \\ \hline \end{array}$$

f) 
$$\begin{array}{r} 7 \\ + 2 \\ \hline \end{array}$$

g) 
$$\begin{array}{r} 5 \\ + 5 \\ \hline \end{array}$$

## Q2. Add the following using the number line.

0	1	2	3	4	5	6	7	8	9	10
---	---	---	---	---	---	---	---	---	---	----

$4 + 2$

0	1	2	3	4	5	6	7	8	9	10
---	---	---	---	---	---	---	---	---	---	----

$7 + 3$

# MATHS Worksheet – 3

Name - \_\_\_\_\_ CLASS – I


**Q1. Arrange the following numbers in increasing order.**

a) 8, 3, 4, 1 =


b) 5, 4, 8, 2 =

c) 9, 3, 3, 5 =

**Q2. Write bigger or smaller.**

a)  A bucket is \_\_\_\_\_ than mug



b)  A mango is \_\_\_\_\_ than



**Q3. Circle all the pairs of numbers that up to 10.**



2	9	8	2	2
6	6	7	6	4
2	3	4	3	7
8	2	5	3	2
0	9	1	5	2



# MATHS Worksheet – 4

Name - \_\_\_\_\_

CLASS – I

**Q1. Match the same ordinal numbers .**

second	•	•	10th
fourth	•	•	1st
fifth	•	•	2nd
ninth	•	•	5th
first	•	•	4th
tenth	•	•	9th

**Q2. Join the dots and colour the picture.**

